



LADDER INSPECTION GUIDANCE

Please ensure that you follow this inspection guide carefully before using a ladder.



The WORK AT HEIGHT REGULATIONS require that all equipment for work at height is inspected at intervals in accordance with the regulations. In addition to any other equipment inspections that may be carried out, WernerCo recommend that all products are inspected using these procedures: a) prior to every use, b) when products are returned from use or hire, c) following any event that may have affected the safe use of the products. Inspection must be carried out by a competent person and records of inspections maintained in accordance with the regulations.

PLATFORMS



- No significant bending of upper surface (dishing)
- No significant bending (folding) or twisting
- No creases, cracks, cuts or holes
- No significant denting that might compromise strength (minor point denting may be acceptable)
- Support bar / other attachment undamaged and secure
- Linkage mechanism present and secure
- Opens and closes satisfactorily with no excessive play or force
- Anti-slip platform surface undamaged and effective
- Sufficiently clean and free from dirt, mud, paint, oil and grease

RUNG HOOKS





- All present and secure. No displacement or looseness
- No bending, cracks, cuts or holes
- All rivets / other fixings present and secure
- No significant corrosion of ferrous components that might compromise their strength / effectiveness
- Fits positively on the rung

RESTRAINT DEVICES



- No excessive bending / bowing
- Open and close satisfactorily with no excessive play or force
- All rivets / other fixings present and secure
- No cracks, cuts, holes or fraying (webbings)

GUIDE BRACKETS



- All present and secure. No displacement or looseness
- No bending, cracks, cuts or holes
- All rivets / other fixings present and secure
- No significant corrosion of ferrous components that might compromise their strength / effectiveness

FEET / TIPS / END CAPS




- All present and secure. Correct type feet & top tips fitted stile ends undamaged
- All rivets / other fixings present & secure
- No distortion, cracks, cuts or holes
- Anti-slip ground contact surfaces undamaged and effective sufficiently clean and free from dirt, mud, paint, oil and grease

BRACES / CROSS TUBES




- No excessive bending / bowing
- No significant bending, folding or creasing
- No twisting
- All rivets / other fixings present and secure
- No creases, cracks, cuts or holes
- No significant denting that might compromise strength (minor point denting may be acceptable)
- No significant corrosion of components that might compromise their strength / effectiveness
- No rotation
- Swaging not split or otherwise damaged

FIXINGS



- Check the condition (no severe corrosion or wear) and tightness of all fixings including screws, bolts and rivets.
- Check that there are no missing fixings (look/feel for tell-tale holes where fixings may have been)
- Check the ladder around each fixing for wear, signs of damage

RUNGS / TREADS



- All present and secure within stiles/ladder sections. No swaging splits. No bends, bows or twists
- No creases, cracks, cuts or holes
- No significant denting that might compromise strength (minor point denting may be acceptable)
- Anti-slip surface undamaged and effective
- All rivets / other fixings present & secure
- Sufficiently clean and free from paint, plaster and other contaminants

LABELS



- Securely attached and legible.

STILES / FRAME SECTIONS



- Not bent, twisted or bowed
- Generally rigid and no longitudinal twisting
- Front to rear frame attachment / hinging secure
- All rivets / other fixings present and secure
- No creases, cracks, cuts or holes
- No significant denting that might compromise stile strength (minor point denting may be acceptable)
- Sufficiently clean and free from dirt, mud, paint, oil and grease
- No significant corrosion of components
- All end tips / covers correctly present and secure
- All stops/bushes and other safety restraint devices present, secure and undamaged
- Stabilisers, where required and fitted, present, secure and undamaged
- No cracking or splitting of the along stiles and around fixings (fibreglass ladders)
- No cracking or splitting of the where glass fibres (rovings) are exposed and/or ruptured (fibreglass ladders)

LOCKING CATCHES



- Check that all fixings are in place, are tight and that there is no distortion of the stiles where the locking catches are attached
- Not bent, twisted or corroded
- Check that they lock and unlock correctly

