








Product Overview

Burner Components

ENGINEERING
TOMORROW



Nozzle Range

				
		Steel Nozzle Steel	Oil Nozzle Brass	Koresene Brass
Features	Nozzle shape	 Round	 Cone	 Cone
	Capacity range	 0,3-2,5 USgal/h	 0,2-35 USgal/h	 0,4-1,1 USgal/h
	Identification	 Solid  Hollow	 Solid  Semi solid  Hollow	 Solid  Hollow
	Spray angle	45°, 60°, 70°, 80°	30°, 45°, 60°, 80°	60°, 80°

Control Range

					
		OBC 81	OBC 82	OBC 84	OBC 85
Features	Stages (1 and 2 steps)				
	Capacity	 30 kg/h	 30 kg/h	 30 kg/h	 30 kg/h
	Post purge				