


R-LX-H-ZP Zinc Plated Hex Concrete Screw Anchor

Self-tapping concrete screwbolt



Product information

Features and benefits

- Time-efficient installation through streamlined procedure - simply drill and drive
- Completely removable with possibility of reuse
- Unique design with patented threadform ensures high performance for relatively small hole diameter
- Non-expansion functioning ensures low risk of damage to base material and makes R-LX ideal for installation near edges and adjacent anchors
- High performance in both uncracked and cracked concrete
- Different head types for any application
- Oversize head for fixtures with elongated holes
- Excellent product for temporary fixing
- Suitable for standard and reduced embedment depth

Applications


- Through-fixing
- Temporary anchorages
- Formwork support systems
- Balustrading & handrails
- Fencing & gates manufacturing and installation
- Racking systems
- Public seating
- Scaffolding

Base materials

Suitable for use in

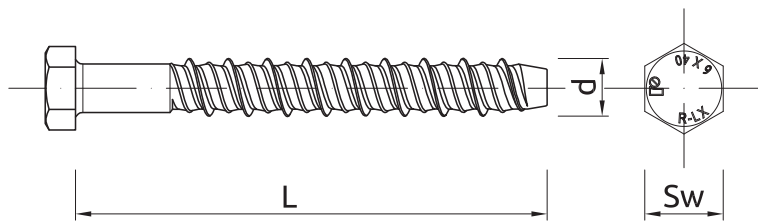
- Cracked concrete C20/25-C50/60
- Non-cracked concrete C20/25-C50/60
- Reinforced concrete
- Unreinforced concrete
- Natural Stone (after site testing)

Installation guide



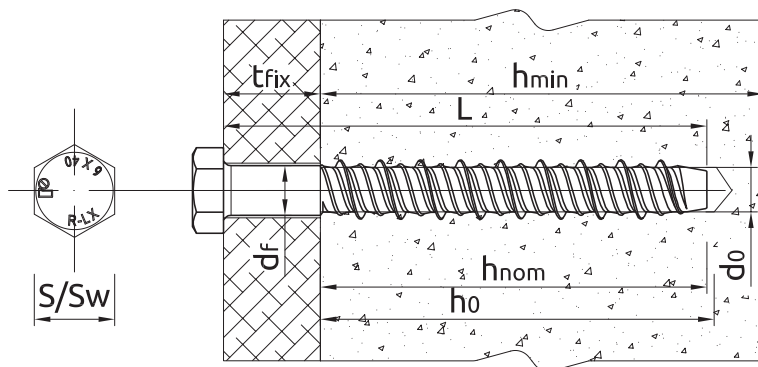
1. Drill the hole with rotary hammer drilling machine. Drill to a required depth.
2. Blow out dust at least 4 times with a hand pump.
3. Possibility of unscrewing and re-screwing.
4. Tighten to the recommended torque.
5. After installation.

Product information



Size	Product Code	Anchor		Fixture		
		Diameter	Length	Max. thickness t_{fix} for:		Hole diameter
		d [mm]	L [mm]	$h_{nom,red}$ [mm]	$h_{nom,std}$ [mm]	d_f [mm]
8	R-LX-08X060-H-ZP	10	60	10	-	12
	R-LX-08X075-H-ZP	10	75	25	5	12
	R-LX-08X090-H-ZP	10	90	40	20	12
	R-LX-08X100-H-ZP	10	100	50	30	12
	R-LX-08X130-H-ZP	10	130	80	60	12
	R-LX-08X150-H-ZP	10	150	100	80	12
10	R-LX-10X065-H-ZP	12.5	65	10	-	14
	R-LX-10X075-H-ZP	12.5	75	20	-	14
	R-LX-10X085-H-ZP	12.5	85	30	-	14
	R-LX-10X100-H-ZP	12.5	100	45	15	14
	R-LX-10X120-H-ZP	12.5	120	65	35	14
	R-LX-10X140-H-ZP	12.5	140	85	55	14
14	R-LX-14X105-H-ZP	17	105	30	-	18
	R-LX-14X135-H-ZP	17	135	60	15	18

Installation data



Size			8	10	14
Thread diameter	d	[mm]	9.9	12.4	17.4
Hole diameter in substrate	d_0	[mm]	8	10	14
Wrench size	Sw	[mm]	15	17	22
Max. installation torque	T_{inst}	[Nm]	40	-	-
Max. torque for impact screw driver	$T_{imp,max}$	[Nm]	900	950	950
STANDARD EMBEDMENT DEPTH					
Real hole depth in substrate	h_0	[mm]	$L + 10 - t_{fix}$	$L + 10 - t_{fix}$	$L + 10 - t_{fix}$
Min. installation depth	$h_{nom,s}$	[mm]	70	85	120
Min. substrate thickness	$h_{min,s}$	[mm]	110	130	190
Min. spacing	$s_{min,s}$	[mm]	50	60	100
Min. edge distance	$c_{min,s}$	[mm]	50	60	100

Installation data

Size			8	10	14
REDUCED EMBEDMENT DEPTH					
Min. hole depth in substrate	$h_{0,r}$	[mm]	60	65	85
Real hole depth in substrate	h_0	[mm]	$L + 10 - t_{fix}$	$L + 10 - t_{fix}$	$L + 10 - t_{fix}$
Min. installation depth	$h_{nom,r}$	[mm]	50	55	75
Min. substrate thickness	$h_{min,r}$	[mm]	100	100	110
Min. spacing	$s_{min,r}$	[mm]	50	60	100
Min. edge distance	$c_{min,r}$	[mm]	50	60	100
STANDARD EMBEDMENT DEPTH					
Min. hole depth in substrate	$h_{0,s}$	[mm]	-	95	130

Mechanical properties

Size			8	10	14
Nominal ultimate tensile strength - tension	F_{uk}	[N/mm ²]	1200	1050	1020
Nominal yield strength - tension	F_{yk}	[N/mm ²]	1050	950	800
Cross sectional area - tension	A_s	[mm ²]	50.3	78.5	153.9
Elastic section modulus	W_{el}	[mm ³]	50.3	98.1	269.3
Characteristic bending resistance	$M_{Rk,s}$	[Nm]	72.4	123.6	329.6
Design bending resistance	M	[Nm]	48.3	82.4	219.7

Basic performance data

Performance data for single anchor without influence of edge distance and spacing

Size			8	10	14
Standard embedment depth h_{nom}	[mm]		70.00	85.00	120.00
Reduced embedment depth h_{nom}	[mm]		50.00	55.00	75.00
MEAN ULTIMATE LOAD					
TENSION LOAD $N_{Ru,m}$					
Standard embedment depth	[kN]		26.04	35.37	59.96
Reduced embedment depth	[kN]		14.58	17.08	26.79
SHEAR LOAD $V_{Ru,m}$					
Standard embedment depth	[kN]		26.04	51.91	98.91
Reduced embedment depth	[kN]		14.58	17.08	26.79
CHARACTERISTIC LOAD					
TENSION LOAD N_{Rk}					
Standard embedment depth	[kN]		18.98	25.78	43.41
Reduced embedment depth	[kN]		10.63	12.45	19.52
SHEAR LOAD V_{Rk}					
Standard embedment depth	[kN]		18.98	41.20	78.50
Reduced embedment depth	[kN]		10.63	12.45	19.52
DESIGN LOAD					
TENSION LOAD N_{Rd}					
Standard embedment depth	[kN]		12.65	17.19	28.94
Reduced embedment depth	[kN]		7.08	8.30	13.01
SHEAR LOAD V_{Rd}					
Standard embedment depth	[kN]		12.65	27.47	52.33
Reduced embedment depth	[kN]		7.08	8.30	13.01

Product commercial data

Product Code	Anchor	Quantity [pcs]			Weight [kg]			Bar Codes
	Length [mm]	Box	Outer	Pallet	Box	Outer	Pallet	
R-LX-08X060-H-ZP	60	100	100	25600	3.1	3.1	815.9	5906675120768
R-LX-08X075-H-ZP	75	100	100	25600	3.7	3.7	964.4	5906675120812
R-LX-08X090-H-ZP	90	100	100	19200	4.2	4.2	842.2	5906675120843
R-LX-08X100-H-ZP	100	100	100	19200	4.6	4.6	917.0	5906675121055
R-LX-08X130-H-ZP	130	50	50	12800	2.9	2.9	769.8	5906675121185
R-LX-08X150-H-ZP	150	50	50	12800	3.3	3.3	869.7	5906675121192
R-LX-10X065-H-ZP	65	50	50	14400	2.6	2.6	768.7	5906675121208
R-LX-10X075-H-ZP	75	50	50	12800	2.9	2.9	764.7	5906675121482
R-LX-10X085-H-ZP	85	50	50	12800	3.2	3.2	842.8	5906675122076
R-LX-10X100-H-ZP	100	50	50	12800	3.6	3.6	960.6	5906675122557
R-LX-10X120-H-ZP	120	25	25	6400	2.1	2.1	573.4	5906675123141
R-LX-10X140-H-ZP	140	25	25	9600	2.4	2.4	962.2	5906675123615
R-LX-10X160-H-ZP	160	20	20	7680	2.2	2.2	867.1	5906675124209
R-LX-14X105-H-ZP	105	20	20	5120	0.02	0.02	35.1	5906675127521
R-LX-14X135-H-ZP	135	20	20	5120	0.02	0.02	35.1	5906675127545